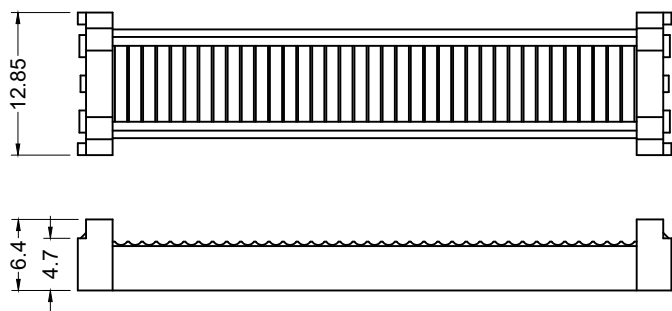
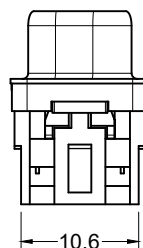



**Main Body**

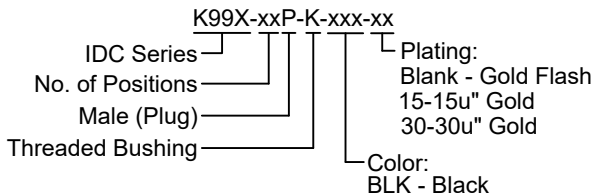


**Cable Clamp**



**Fully Assembled & crimped  
(With SRX Strain Relief)  
(Sold Separately)**

**Ordering Information:**



# of Contacts (Shell Size)	Dimension				
	A	B	C	D	E
9 (E)	30.80	25.00	16.95	11.08	10.16
15 (A)	39.14	33.30	25.30	19.39	17.78
25 (B)	53.05	47.04	38.96	33.24	30.48
37 (C)	69.32	63.50	55.42	49.86	45.72

**Material and Finish**

Shell: steel, nickel plated  
 Insulator: PBT with glass-fiber reinforcement, UL 94V-0 rated,  
 Contact Material:  
 Plug: Brass

Duplex plated as follows:

- 30 30u" gold on mating end, tin on termination end, with entire contact nickel
- 15 15u" gold on mating end, tin on termination end, with entire contact nickel

(Standard) Gold flash on mating end, Gold flash or tin on termination end, with nickel underplate on entire contact

**Electrical Specifications**

Rated Current: 1A  
 Rated Voltage: 250V AC  
 Insulation Resistance: more than 1000 Megohm at 500V DC  
 Contact Resistance: 20 milliohm max.  
 Dielectric Strength: 500V AC for 1 minute  
 Temperature Rating: -40°C to +105°C

Tolerances
X.X ± 0.35
X.XX ± 0.25
Unless Stated Otherwise



REV.	DATE	DESCRIPTION	REV. BY	CHK. BY	DRAWN BY	DATE
A3	07/07/10	ECO #10-049	S. Vien	H. MA	WILL H.	11/07/07
A4	04/07/16	Update Address	W. Cook	N/A		
A5	12/31/17	ECO #17-046	J. Elbanna	C. Furumasa		UNITS
A6	09/09/19	ECO #19-063	G. Serrato	D. Shehan		
A7	09/27/19	ECO #19-067	G. Serrato	D. Shehan		
B0	06/21/24	ECO #24-010	C. Kelleher	C. Kelleher		

**K99X-xxP-K-xxx**  
 xx= Number of contacts  
 xxx= Color

IDC Termination D-Sub, Male, RoHS,  
 PBT Body, Metal Shell, Threaded Bushing

